

BROADCAST

BRANDS | NEWS | TRENDS | FEATURES



07.21





07.21 EDITION
Hinges Made Easy.

Best enjoyed
Serve with milk, yoghurt
or fruit juice for a delicious
and nutritious breakfast.

✓ Kosher approved
✓ This pack will make
about 6 decent bowls

Best enjoyed
Serve with milk, yoghurt
or fruit juice for a delicious
and nutritious breakfast.



Costa Rica
Arabica Kaffee

046

Schmeckt ihr Hochland Kaffee
am liebsten? Fibrikaffee gemahlen
nach dem Öffnen der Tüte bitte
in der ungeöffneten Originalpackung
bis zum nächsten Wochentag
aufbewahren.



WELCOME TO ISSUE FIVE OF BROADCAST

Our quarterly magazine that provides inspiration and insight into various aspects of our business, and how this may help to serve yours. Within each edition of broadcast, you will find features on brands, information on latest trends within the fitted furniture market, a day in the life of one of our customers and the very latest news and information on what is happening within our business and how this will benefit yours.

I am immensely proud of the business and our team, my hope is that over a period this publication goes some way towards providing you with a greater understanding of our values, values that place customers at the heart of every decision.

A very sincere thank you for your continued support, we do not take this for granted and I hope you enjoy the read.

Best regards

Simon

We consistently seek to develop and improve the service we offer, always striving to make things simple. If you have any suggestions or ideas that you feel would benefit your particular business I'd love to hear from you, please feel free to email me directly anytime simon.ogden@ldonline.co.uk

LDL Components Limited | Unit 12 | Graphite Way | Rossington Park | Hadfield | Derbyshire | SK13 1QH

www.ldonline.co.uk

HINGES MADE EASY.

Hinges don't have to feel complex and difficult. LDL currently offers a wide range of hinges - providing a solution for every cabinet door. Ordering hinges from the website is simple with a filtration system allowing you to select the right hinge for the job in just a few clicks.

Blum hinges are an excellent choice for cabinetry as they are designed solely with the customer in mind, aiming to make every day easier and make the most of every space available. Purchasing a Blum hinge is an investment in quality, there is an option for all applications, and they are quick and easy to install.

With CLIP top BLUMOTION combining innovative technology, CLIP top for proven function and perfect design and MODUL for its economic efficiency, there's a hinge for every project.

DID YOU KNOW...

At any one time we hold over 100,000 individual hinges in stock available for immediate dispatch with no minimum order quantity.

 **blum**[®]

Every hinge is built to last, guaranteed for life.



THE SECRET'S INSIDE...

CLIP TOP BLUMOTION

CLIP top BLUMOTION combines innovative technology, award-winning design and top quality motion within the smallest space, for soft-close BLUMOTION has been seamlessly integrated into the boss.

BLUMOTION is integrated in the hinge boss

Impeccable, clock-like precision. Integrated soft close is innovative technology at its best. Effective and integral to delivering soft and effortless closing to cabinet doors.

Perfect motion for every door


Soft-close BLUMOTION adapts to the dynamics of every door. So all doors have a smooth closing action regardless of size, weight or force with which you close them.

Soft close geared to your needs

The BLUMOTION feature can be deactivated to ensure that even smaller or lighter doors boast top quality motion.

Easy assembly

CLIP top BLUMOTION excels in terms of user-friendliness. This has many advantages for assembly and adjustment.



Three-dimensional adjustment

CLIP top BLUMOTION triple advantage: Easy side, height and infinitely variable depth adjustment with spiral screw. What's more, several mounting plates have cam height adjustment.

View our full range of Blum hinges at www.ldonline.co.uk

A SOLUTION FOR EVERY CABINET...

There is a cabinet door hinge for every application, regardless of the door thickness, the angle or the material. We supply 8 different types of Blum hinges that can be used in a wide range of projects...




Standard Application



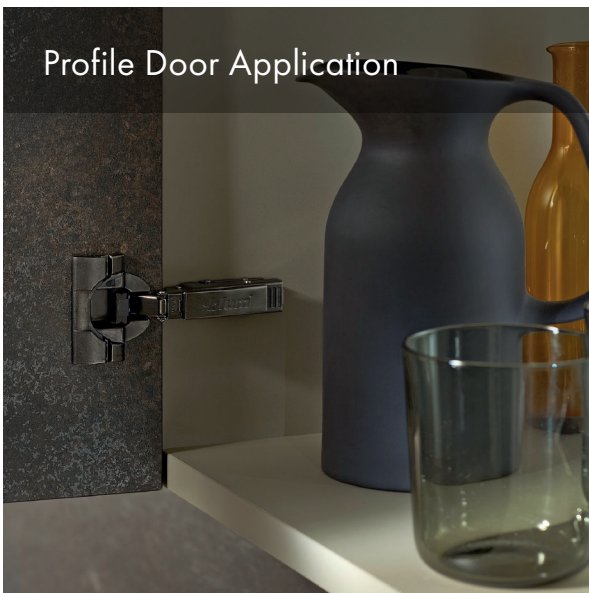
Hinges for standard applications to suit cabinet doors up to 26mm thick.

Wide Angled Application



Wide angled hinge used to prevent inner pull-outs from colliding with the rear of the opened cabinet door.

Profile Door Application




Hinges for thick doors (up to 32mm) and doors with profiles.

Blind Corner Application




A clever 'L' shaped hinge that connects a blanking panel to the adjacent cabinet door.



Hinges for cabinets with angles of -50° to $+50^{\circ}$.



EXPANDO T for thin fronts of 8mm or more.



The elegant hinge - ensuring glass and mirrored cabinets close safely.



Hinges for doors with narrow aluminium frames.

IT'S NOT JUST DESIGN, IT'S STYLE

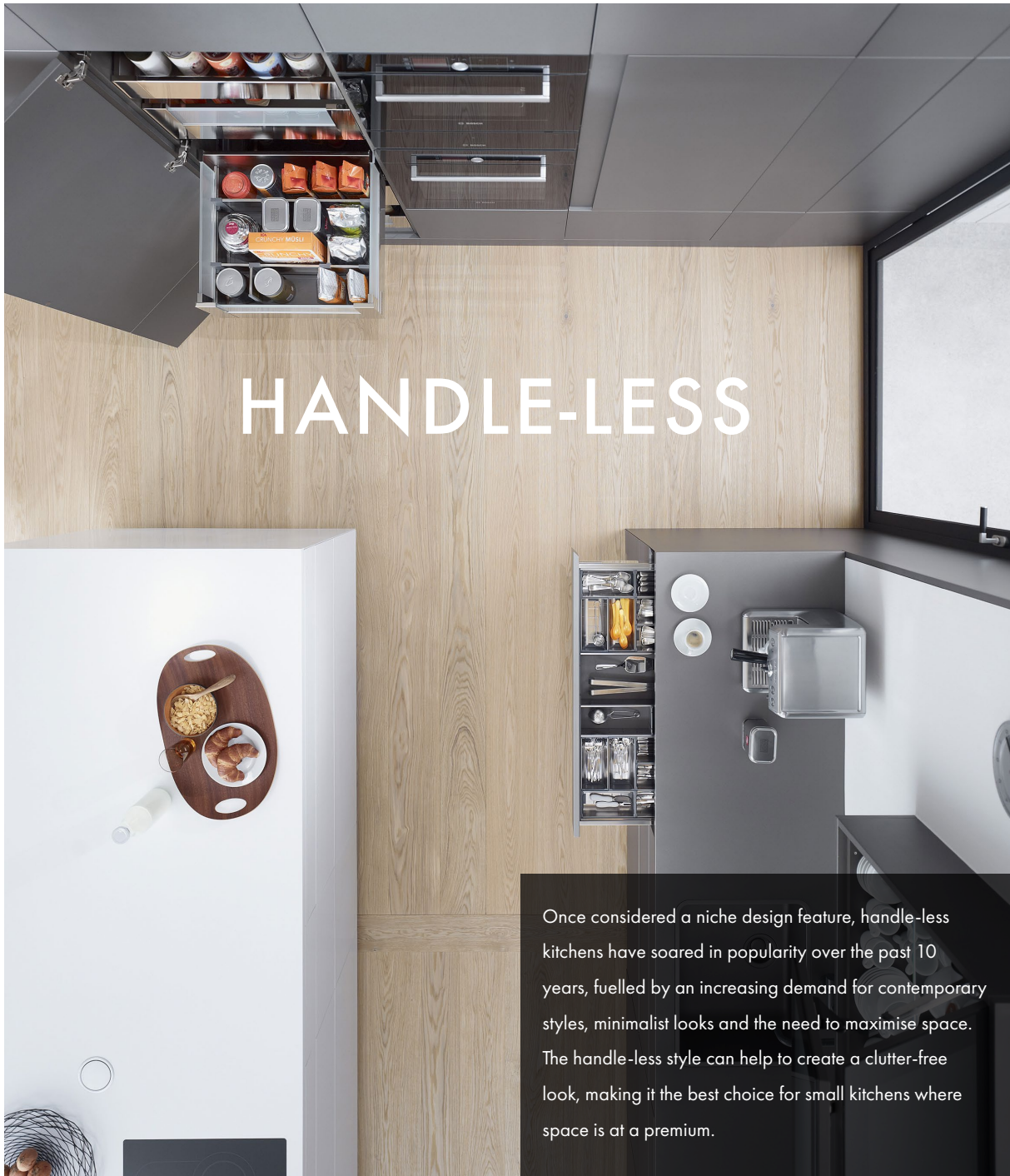
PRODUCT FEATURE

8

Dark furniture radiates sleek elegance – within and without. Hinges in onyx black discreetly complement furniture and create visual impact. They give you greater scope for designing fine furniture without compromising on form, allowing you to elegantly combine materials such as aluminium and wood.

All usual hinge types, such as our standard hinges, profile door hinges and blind corner hinges, are available in onyx black.

blum



HANDLE-LESS

Once considered a niche design feature, handle-less kitchens have soared in popularity over the past 10 years, fuelled by an increasing demand for contemporary styles, minimalist looks and the need to maximise space. The handle-less style can help to create a clutter-free look, making it the best choice for small kitchens where space is at a premium.

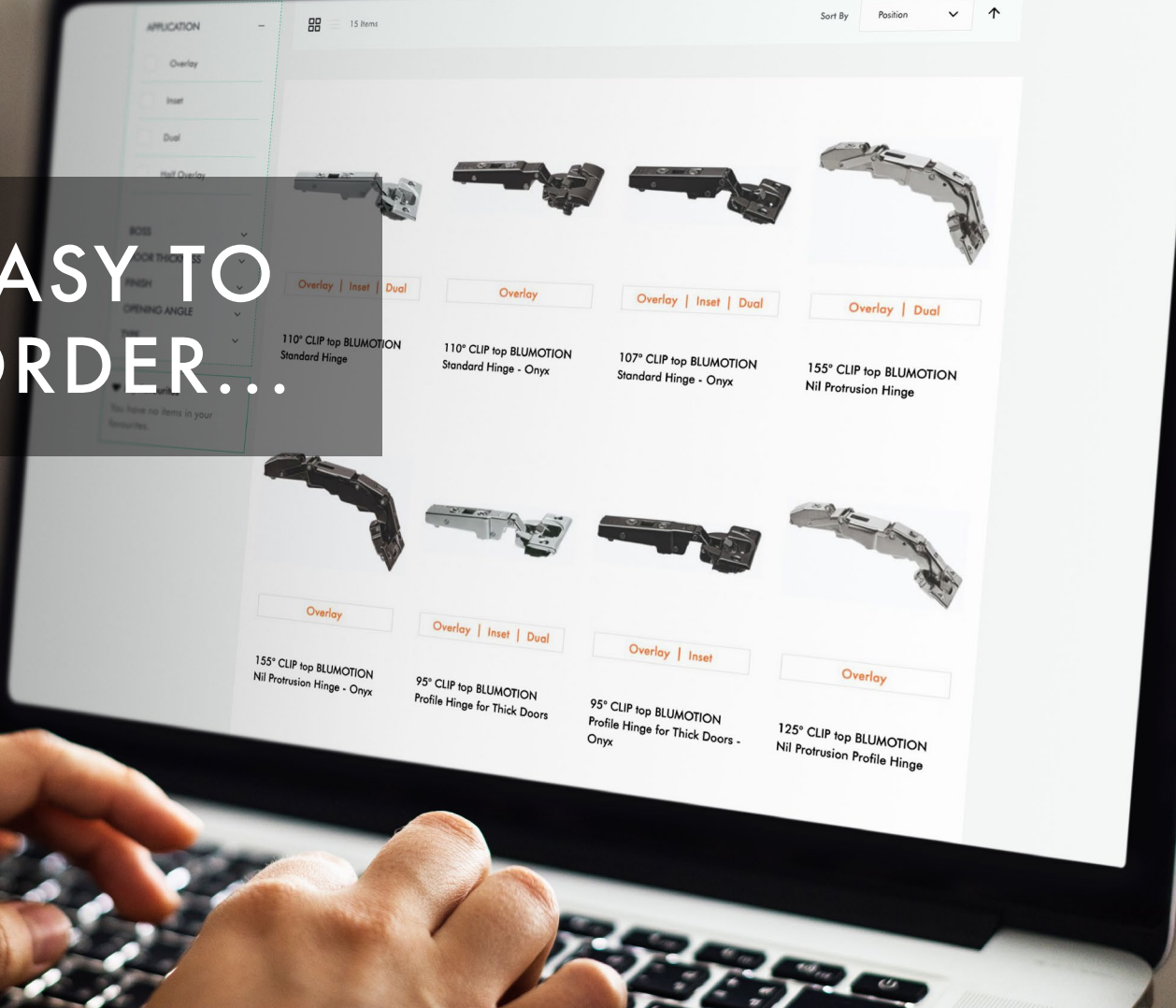
TIP-ON for doors

Handle-less fronts open at a single touch with the TIP-ON mechanical opening system by Blum. To close, simply press shut. TIP-ON is combined with the tried and tested unsprung CLIP top hinge to deliver top quality motion to doors. TIP-ON can be matched perfectly to cabinet interiors.

The fitting comes in four colours, silk white, platinum grey, terra black and nickel finish, giving you great freedom of design. It blends in harmoniously with furniture interiors.



EASY TO ORDER...



UNDERSTANDING THE WEBSITE FILTER...

APPLICATION

4 overlay applications including Overlay, Inset, Dual & Half Overlay.

APPLICATION —

Overlay

Inset

Dual

Half Overlay

BOSS ▾

DOOR THICKNESS ▾

FINISH ▾

OPENING ANGLE ▾

TYPE ▾

DOOR THICKNESS

Ranging from 8mm - 39mm

TYPE

8 different hinges to choose from - a hinge to suit every application.

Ordering hinges from the website is simple with a filtration system allowing you to select the right hinge in just a few clicks.

BOSS

6 fixings types to choose from

FINISH

2 choices - Nickel & Onyx


OPENING ANGLE

Angles from 95° to 155°



THE FINISHING TOUCH

PERSONALISED COVER CAPS



Personalised branded Blum components is an easy and highly visible way to market your business for the whole life span of the furniture.

Clip-top hinge arm covers hide screws and add the finishing touch to your hinges, whilst still allowing easy access for adjustments. Adding your brand to the hinge arm cover completes the project perfectly.

EASY ORDER FORM...

To make things easy we have a dedicated form on the website that helps you to easily request a quotation.

www.lidonline.co.uk/cover-cap-ordering

6 FIXINGS TO KNOW ABOUT...

KNOCK-IN



The press-in hinge mount is securely knocked into place using Blum's knock-in tool

SCREW-ON



The hinge mount is fixed to the surface of the cabinet or cabinet door with wood screws or euro screws.

INSERTA



The tool-free mounting type fixes the hinge to the cabinet with hand pressure.

EXPANDO



The hinge mount fixes to the cabinet with dowels that are expanded into place with screws.

CRISTALLO



The adhesive plate is glued onto the glass (no glass drilling necessary).

EXPANDO T



The hinge mount fixes to the cabinet with dowels that are expanded into place with screws with just a 6mm depth.

HINGE INSTALLATION.



blum

EASY WITH ECODRILL

The Blum ECODRILL is a simple hand held tool to drill accurate hole patterns for Blum hinges. In just a few steps you can set the drilling pattern precisely and drill it with a hand drill. Driven by an electric/cordless drill, each drill bit is driven separately and retracts automatically.

The jig is invaluable if you need to regularly fit doors to cabinets, whether kitchen or bedroom furniture. The clamp fits securely to your cabinet door via a quick release fastener to ensure a stable and efficient process.

KEY BENEFITS:

- Ideal for curved doors
- Clamps to various door thickness's up to 40mm
- Variable drilling distance from 2-8mm



CABINET ANGLE TEMPLATE

This great but simple angle finder helps you find the correct BLUM hinge and backplate for your angled cabinets. Perfect for bespoke kitchen makers.



UNIVERSAL MARKING TEMPLATE

The multifunctional and fast assembly device for transferring the measurements for hinge and mounting plate fixing positions.

View our full range of Blum assembly devices at www.ldlonline.co.uk

NEW

CLASSICO FOR LEGRABOX

A practical addition to organise LEGRABOX box systems.



When you're redesigning your kitchen, it can be easy to overlook the humble cutlery tray. A cutlery tray helps you to organise everything, so it is easy to find when you need it, saving time and frustration. Cutlery trays don't only have to be used for your knives and forks, you can use them to separate and organise other bits and bobs you have in your drawers.

The CLASSICO Cutlery Insert for LEGRABOX is strong, practical and easily removed for cleaning. The modern grey insert is available in a range of depths and widths ranging from 400mm to 1000mm.

View our full range of drawer inserts at www.ldlonline.co.uk

Signature
DESIGNED FOR LIFE

YOUR PARCEL, YOUR CHOICE.

We've listened to customer's feedback and understand the importance of our products being delivered fast and efficiently, and at a time that is most convenient.

To fulfil this need, we are now working very closely with our new parcel delivery specialist DHL. DHL will keep our customers informed of their parcel's progress through a series of email notifications or text messages.

A 1 hour time slot notification confirmed by email or text on the morning of the delivery with an option to amend the delivery is now available. Also, the option to re-schedule delivery or collect from a local depot or parcel shop. A 'You're next' notification when the driver is 10 minutes away will also be communicated to customers. Making things easy for you.



MORE STOCK FOR GREATER DEMAND.

In recent months, house prices have surged and the UK property market continues to climb. Over 1.5m homes are set to change hands this year, which would be the highest level in 14 years. This is a whopping 45% more than in 2020.

This surge can also be felt throughout the kitchen and fitted furniture industries with an increase for consumers wanting a varied range of home-improvements. To ensure we are maintaining our high levels of stock and service, we have increased our stock holding by over 40%. We are continuing to work closely with our supply partners to maintain this level of demand.



GIRL POWER

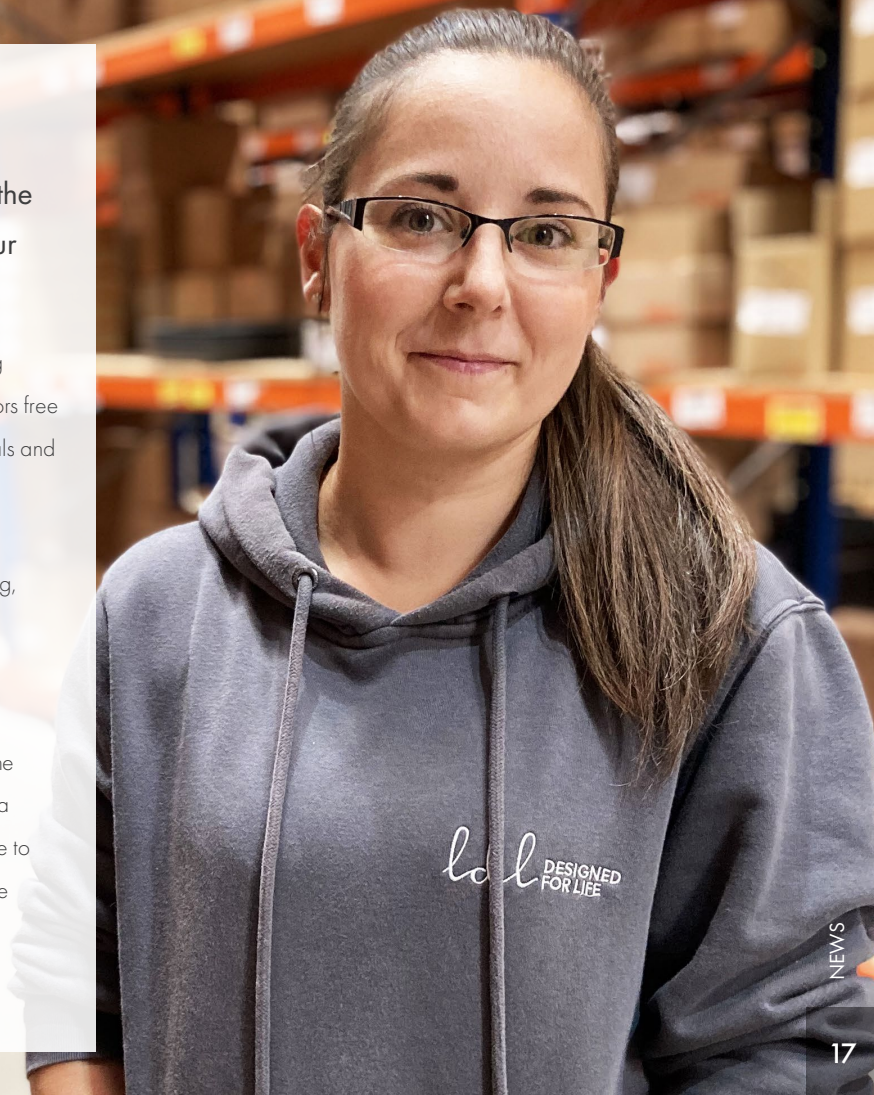
We are excited to welcome Charlee to the LDL logistics team and appoint her as our new warehouse house-keeper.

Housekeeping is not just cleanliness. It includes keeping work areas neat and orderly, maintaining halls and floors free of slip and trip hazards, and removing of waste materials and other fire hazards from work areas.

It also requires paying attention to important details such as the layout of the whole workplace, aisle marking, the adequacy of storage facilities and maintenance.

Good housekeeping is also a basic part of incident and fire prevention.

Charlee is the very first women employee to join us in the warehouse, which makes her role extra special in such a male dominated industry - hopefully sending a message to other women and highlighting the career potential of the industry and its many opportunities.



LDL'S BUSY BEES...

We now have some beekeepers in our midst at LDL. Laura from the accounts team and Dan from the warehouse have always had a big passion for local wildlife and fascinated by bees .

After spending some time researching, they decided to purchase a national hive and order their first batch of bees which arrived in the spring. Since then, they have built their own second hive from scratch.

Laura says - "Beekeeping is incredibly easy, once you have set up and put your bees in, you pretty much leave them to it! – We like to go in when the weather is nice and check they are doing okay, trim off any excess comb and that's it really.

As well as it being fun and interesting with great rewards (yummy honey!) – You are also helping the environment, pollinating all local flora and most importantly...

Saving the bees!"



Almost 90% of wild plants and 75% of leading global crops depend on animal pollination. One out of every three mouthfuls of our food depend on pollinators.



CUSTOMER Q & A

GILMAN+CHILD

What is the history of Gilman+Child?

2012 Andrew Gilman chose to pursue his love of architecture, art and design. He bought a 1750 grade II listed house focused around a 100+ year old Yew tree and transformed each space: floors, walls, fittings. Over the years, he made one-off custom pieces of furniture ranging from Scandi-cool to Industrial.


2015 This Georgian house became the work of their spin off company Gilman+Child and includes all their signature pieces: blue kitchen, slatted furniture, Crittall inspired doors, chevron floor, wall units and panelling, marble top tables, floating shelves, steel balustrades, bedroom furniture, vanity units and multi-species fencing. The founder, Andrew comments, "Don't cage your imagination. Dare to dream it. This is how we do residential!"

2021 Today, Gilman+Child specialise in furniture, home details and space renovations, and have worked on all kinds of residential and commercial projects; from designing, manufacturing and installing eye-catching kitchens and bathrooms to making ski chalet tables, office desks and restaurant podiums. The brand is growing organically, and growth is down to word of mouth from friends and family. It is still very much a small, family-run business. Andrew says, "Pictures tell a thousand words. Many people ask us what our products look like in residential spaces, so here is a sneak peek into some of our residential projects, including our Georgian home."

What makes Gilman+Child stand out from the crowd?

Detail is everything. The company is always looking at hardware and finishes. Beautifully designed hardware that is machined well, and durable with flawless finishes, go far in standing out. Andrew says, "We use materials in an inventive or unexpected way. Stone, marble, metal - I'll always take a closer look when it's something I haven't seen often (or ever!)."

Affordable bespoke. "The world we live in today is often focused on mass production and the perception that bespoke is expensive. We are different. Extraordinary furniture can be affordable bespoke. Our small business can be more flexible and have less overheads. So be individual. Go unique. Go for the little fish like us and trust your designer."



GILMAN+CHILD

HANDMADE | BRITISH | BESPOKE

www.gilmanandchild.com



CUSTOMER FEATURE

19

What does the future hold for Gilman+Child?

"We have found that project success is often as much the result of the collaboration as of the ideas which informed it. The creation of quality architecture and home interiors demands a collaborative process. To further strengthen our organic growth, we plan to work in partnership with architects and designers, to be part of their design team and the construction, placing an emphasis on dialogue and communication - to elevate the ordinary into the extraordinary."

Words to live by?

"Home is where the art is. If modern art has proven anything, it's that anything can be art. Art is the making of things that have form and beauty. In every object we see, in our homes and offices, there is art. At Gilman+Child, the words we live by is to make any piece of furniture art."



Are you passionate about your business? Please get in touch to be featured at marketing@ldonline.co.uk



A DAY TRIP TO BLUM...

Plan a visit to Blum's immersive experience facility based at the UK office and distribution hub based in Milton Keynes. The experience centre is 11,500 sq ft of interactive displays: A place where ideas are challenged and thinking differently is encouraged.

It's a state-of-the-art facility, where you can experience not only Blum's products but also its services, its people, its heritage and culture. Experience first hand Blum's lift, hinge and runner systems and four different motion technologies throughout the entire Blum Experience Centre.



IF YOU ARE..

A Manufacturer...

Be inspired with the dedicated machine room that showcases jigs, alongside Blum's online support services.



A Retailer...

Learn about Blum's DYNAMIC SPACE principle and how to think differently in a competitive retail market.



An Installer...

Discover the full product range and experience hands-on demonstrations in fittings and installation techniques.



 the **blum** experience

Contact us to arrange your visit...
Email marketing@ldlonline.co.uk

TREND 2021
**DARK
DRAMA**





Dark kitchens have been on the rise for the past few years. Darker colours have the ability to add a mysterious touch to create a unique interior, and interior designers have been jumping on board the dramatic and daring trend.

More and more homeowners are getting bolder and opting for a kitchen with dark cabinet colours. Dark kitchen cabinetry ranging in deep, rich hues has gained popularity on the kitchen fashion runway for the past decade, with tones ranging from medium brown to black.

Their acceptance has become more of a movement with glamour in the kitchen, playing a significant part since homeowners continue to embrace expanding kitchens into entertainment areas.

In modern or contemporary homes, black, grey, or mocha is a popular kitchen cabinet colour. They can pull the room together and give a strong presence with their bold tones and allow you a sense of creativity when you choose kitchen accessories and accent colours.

Dark walnut kitchen cabinets offer the beauty and ambiance of dark wood for a deep and luxurious environment. The look that they create is warm, cosy and intimate.

NEW

CALM & COLLECTED.

peka
Switzerland

LIBELL Standard Larder

LIBELL Kitchen Tower



TABLO Door Shelf





There's a reason white kitchens are so popular: The restricted palette makes it easier to unify cabinets, counter tops, lighting, hardware and flooring into a cohesive look. Plus, the neutral colour works for all styles, from classic cook spaces to modern kitchens and, of course, small kitchens.

Peka's white, bright and fresh range of storage solutions work beautifully in lighter spaces, creating a calming effect. Clean, straight lines create an elegant, peaceful ambiance and make the space attractive – no embellishment required. Interior fittings made of white coated steel are a perfect match for white furniture or, indeed, furniture of any other colour.



View our full PEKA range at www.lidonline.co.uk



EASY ASSEMBLY ANYWHERE.

You'd like to assemble and adjust Blum hinges, lift systems, pull-outs and other fittings systems quickly and efficiently? The EASY ASSEMBLY app for smart-phones and tablets answers any questions you may have about the assembly and adjustment of Blum fittings.

Intuitive app

EASY ASSEMBLY includes an overview of all assembly and installation instructions, arranged by product group. The assembly app has been designed to be intuitive, making it easy to use.

Assembly instructions and videos

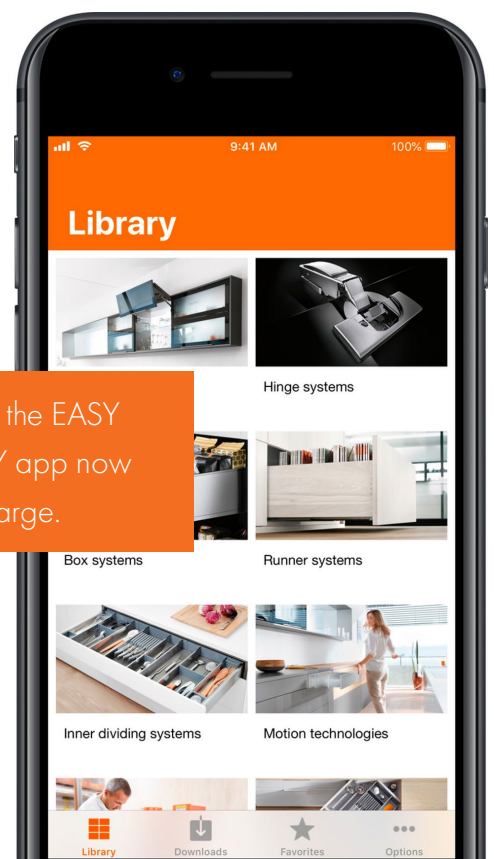
Up-to-date assembly and installation instructions at your fingertips. This saves time and ensures that furniture is assembled to the highest standard. Assembly videos demonstrate each individual work step and show adjustment options in detail.

Interactive applications

Interactive applications clearly indicate the right drilling positions and show you how to adjust Blum fittings.

Live support

The Blum LIVE SUPPORT service offers a chat or video call feature and a personal assistance will be happy to provide advice on assembly or adjustment of your Blum fittings.



THANK YOU

for the feedback...

“

Always a pleasure speaking to both the sales and customer service team. Any issues are dealt with swiftly and everyone is very helpful. Delivery is fast and any delays are notified within good time. Great job guys!

Liz Foy - Sheffield Sustainable Kitchens

”

We just want to say a big 'Thank you' to all of our customers who took part in our recent customer survey. Your feedback is invaluable to us and we can only improve our service with your help.

We consistently seek to develop and improve the service we offer, always striving to make things simple. If you have any suggestions or ideas that you feel would benefit your particular business we would love to hear from you.

Please feel to contact Simon with any feedback you may have.

Simon Ogden, Managing Director. Email: simon.ogden@ldlonline.co.uk



NEW

PRACTICAL STORAGE

Narrow cabinets turn tiny kitchen spaces into valuable storage. Blum's SPACE TWIN with diagonally offset runners creates additional storage space – without compromising stability or quality of motion.



blum[®]
SPACE TWIN

LOW OPENING FORCES, A FEATHER-LIGHT GLIDE AND SOFT-CLOSE BLUMOTION FOR SOFT AND EFFORTLESS CLOSING GUARANTEE TOP QUALITY MOTION AND ENHANCED USER EASE.

Blum's proven quality of motion

Blum's proven quality of motion is prominent in SPACE TWIN. Low opening forces, a feather-light glide and soft-close BLUMOTION for soft and effortless closing guarantee top quality motion and enhanced user ease. What's more, the narrow cabinet can be fully extended, providing easy access to all contents.

High stability and load bearing capacity

Diagonally offset runners provide improved lateral stability and enable a high load bearing capacity of up to 20kg per base cabinet.

Harmonious look

The concept cannot only be implemented with TANDEMBOX and LEGRABOX box systems but also with TANDEM and MOVENTO runner systems to create a consistent and harmonious look.



View our full range of BLUM at www.lidonline.co.uk




DOES YOUR SHOWROOM NEED A LIFT?

The kitchen showroom is the perfect way to inspire customers and 'wow' them with latest innovations and products.

With such high demands for kitchen renovations and the growing number of inspirational channels like Pinterest, the importance of keeping the showroom current and unique has never been so important.

FEATURE

30



LDL offers generous showroom incentives.
Please get in touch to see how we can help.
Email marketing@ldlonline.co.uk



PRICE
MATCH
PROMISE.

Have the best of both worlds.

We often hear from customers that feel stuck! Stuck with a poor supplier that offers a poor service, yet they offer competitively priced products leaving you and your business with a dilemma. Therefore, we have decided to introduce the LDL price match promise – offering you best of both worlds, competitively priced products backed up with a friendly, world class service.

How to Price Match...

Simply complete the online form at
www.ldlonline.co.uk/price-match-promise

Terms & Conditions apply.



LDL Components Limited
Unit 12, Graphite Way, Rossington Park,
Hadfield, Derbyshire, SK13 1QH

www.ldlonline.co.uk

